

Big Rooflights

**Bespoke.
Beautiful.
Engineered for light.**



At The Big Rooflight, we redefine what's possible in architectural glazing. Our bespoke rooflight systems are designed and engineered to meet the most demanding aesthetic and structural requirements for those who believe natural light should be experienced without limits.

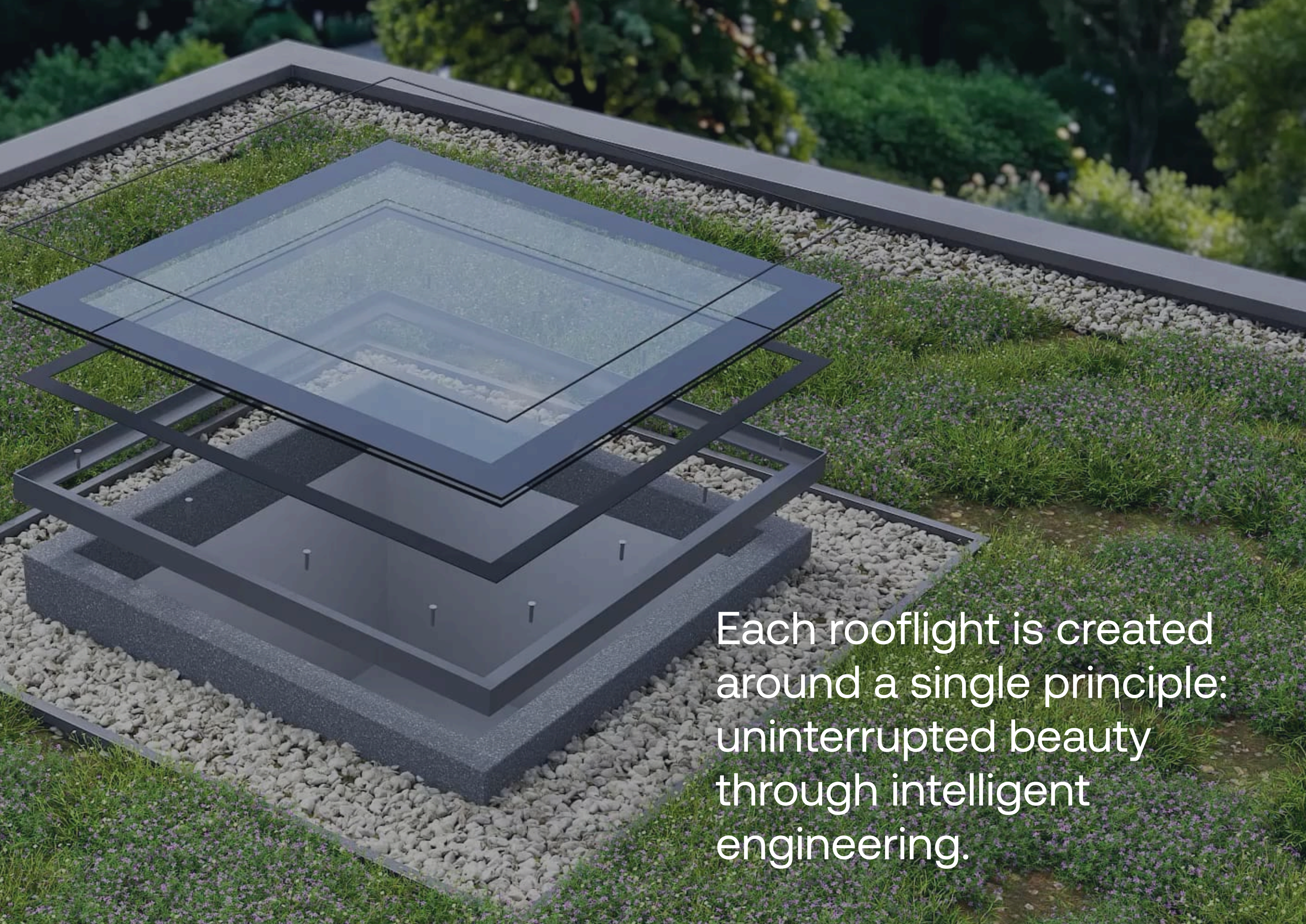


Bespoke by Design

From private homes to landmark projects, The Big Rooflight delivers design-led, bespoke glazing at any scale. Our in-house team works with architects, contractors, and engineers to create self-supporting rooflights that fit seamlessly into complex structures.

Every detail, thermal performance, glass specification, load-bearing capacity, and installation is considered, ensuring a rooflight that performs flawlessly and elevates the design of the space it serves.

Our thermally broken framing systems are available as factory-bonded units for seamless integration or kit-form assemblies for maximum on-site flexibility, tailored to your vision, size, and specification.



Each rooflight is created around a single principle: uninterrupted beauty through intelligent engineering.


Engineered Elegance

Our systems are as intelligent as they are elegant. Every frame is thermally broken to eliminate cold bridging, ensuring comfort and efficiency year-round.

The Big Rooflight system combines architectural ambition with technical integrity. Every panel undergoes mechanical engineering verification by our glass engineers to ensure compliance with building regulations and the highest standards of safety and performance.

Sizing



Industry-Leading - Sizes up to 20m x 3.3m in a single panel



Thermal Performance Options

Double-glazed units achieve a U-value of 1.0 W/m²K, delivering strong insulation within a lighter profile suited to most architectural applications.

Triple-glazed option reaches an outstanding U-value of just 0.7 W/m²K, offering industry-leading thermal control without compromising on light or clarity.



Glazing Upgrades



Thermal Performance Options

Every Big Rooflight is engineered to perform as impressively as it looks. Our precision-built systems provide excellent thermal efficiency, helping to maintain comfort all year round.

Our double-glazed units achieve a U-value of 1.0 W/m²K, delivering strong insulation within a lighter profile suited to most architectural applications.

For projects where maximum energy performance is essential, our triple-glazed option reaches an outstanding U-value of just 0.7 W/m²K, offering industry-leading thermal control without compromising on light or clarity.



Solar Option

For brighter or more exposed locations, our Solar Control Glass provides a sophisticated upgrade, filtering solar energy while preserving true-to-life colours. With a solar heat transmission reduced to just 35% (G-value = 0.35), it keeps interiors cooler and more comfortable, all without compromising your view of the sky.



Noise Reduction

Our rooflights are naturally very quiet, featuring a standard combination of toughened outer glass and toughened laminated inner glass, providing excellent sound insulation and exceptional strength.

For even greater noise reduction, an optional acoustic interlayer is available, delivering the ultimate in acoustic performance.



Laminated Glass

If security is a priority, our rooflights come with an internal panel constructed from 13.5mm toughened laminated glass with a 1.52mm PVB interlayer, engineered for maximum strength and protection. This robust combination delivers exceptional resistance to cracking and significantly enhances the safety of your space, making forced entry extremely difficult.

Beyond security, the laminated design also improves durability under thermal stress and everyday impacts, while maintaining clear, unobstructed views. Combined with our heat soak testing, which minimizes the risk of spontaneous breakage, this ensures your rooflight is not only secure but also reliable, long-lasting, and built to perform in any environment.

Glass Values


| Spec | Build-Up | Centre Pane Ug (W/m ² K) | g-value (%) | Acoustic (Rw dB) |
|-------------------------|--|-------------------------------------|-------------|------------------|
| Double Standard (Low-E) | 8T / 16 Ar / 12.8 Lam (1.52 PVB) | 1.0 | 50-53% | 37-38 |
| Double Solar (SN70/35) | 8T SN70/35 / 16 Ar / 12.8 Lam | 1.0 | 34-36% | 37-38 |
| Triple Standard (Low-E) | 8T / 16 Ar / 6T / 16 Ar / 12.8 Lam | 0.6 - 0.7 | 42-48% | 39-42 |
| Triple Solar (SN70/35) | 8T SN70/35 / 16 Ar / 6T / 16 Ar / 12.8 Lam | 0.6 - 0.7 | 28-34% | 39-42 |

Light Transmission

| Glass Type | Description | Light Transmission (%) | Solar Gain g (%) |
|------------------------|-----------------------------------|------------------------|------------------|
| Clear Low-E | Standard float + ClimaGuard Low-E | 74 - 78% | 50 - 53% |
| Low Iron Low-E | Extra clear + ClimaGuard Low-E | 78 - 82% | 52 - 55% |
| Clear Solar Control | Float + SunGuard SN70/35 | 68 - 72% | 34 - 36% |
| Low Iron Solar Control | Extra clear + SN70/35 | 70 - 75% | 35 - 38% |


If your rooflight is positioned in a low-light area, extra-clear “low-iron” glass is an ideal choice. It increases light transmission up to 91% and eliminates the slight green tint commonly seen in standard double or triple-glazed rooflights. Low-iron glass is available exclusively as a clear glass option.

Please note: These values are indicative and may vary slightly depending on the glass specification, rooflight orientation, and size.



Technical Specifications

Big Rooflights: breaking boundaries in size, performance, and style. Our thermally broken system lets you create some of the largest rooflights available without compromising on thermal efficiency or structural strength.



- Fully insulated kerb
- Recommended Kerb height 150mm
- Polyamide thermal breaks
- 3M VHB structural glazing tapes
- Warm edge, silicone sealed units
- Up to 12mm toughened top pane
- Polished glass edges
- Dow Corning 121 structural silicone
- 60 microns paint thickness
- Plaster edge trim by client
- Soft coat low-e coatings
- Centre pane u-value 1.0 w/m²k
- Argon gas filled cavities

General

- Double or Triple glazing with argon gas.
- All glazing meets and exceeds current building regulation heat loss requirements.
- Aluminium section 6063 T6 alloy.
- 60 microns or more coastal powder coating paint thickness.
- Frame available in 3 standard colours RAL9005, RAL7016 & 9010. Non-standard classic RAL Available upon request.
- Glazing options — Standard Low Emmisivity Glass, Solar Control, Super Clear Low Iron or Obscure Satin.
- Black painted border as standard (Can be provided as a silicone border if requested).
- Up to 12mm toughened outer pane (Thickness calculated based upon size to achieve 0.8Kn wind load.
- Double Glazing system value of up to 1.0 W/m²K.
- Triple Glazing system value of up to 0.7 W/m²K.
- 1.52mm Laminated inner pane as standard
- Dow Corning 895 Structural Glazing Silicone recommended to seal rooflight for maximum structural integrity.
- Fully structurally designed to comply with applicable design codes.
- Full wind load and snow load calculations.

Extensive Testing

- Air & Weather Performance to meet BS 6375-1:2015
- Air Permeability to meet BS EN 1026:2000
- Wind Resistance to meet BS EN 12211:2000
- Toughened Safety Glass to meet BS EN 12150
- Laminated Safety Glass to meet BS EN 14449
- Heat soaked toughened glass to BS EN 14179 (optional extra)
- Aluminium Extrusion to European standards EN 755